



PARENT AND DANCER SURVIVAL GUIDE

2022

You have been chosen to perform in Seiskaya's Nutcracker 2022. We know how hard you are all working to make this the most exciting Nutcracker ever. We appreciate all the rehearsals, late nights and aches and pains. But, we now need to concentrate on making this the most polished and professional production it can be.



SEISKAYA NUTCRACKER 2022

As of March 15, 2022, the Staller Center will no longer be doing vaccine checks. Masks are optional for patrons, but encouraged, while inside the venue. All cast, crew and audience members are advised to not attend if they feel unwell, have symptoms of Covid-19 or have recently been exposed to someone with the virus. Further guidance will be provided as necessary. Dancers and parents should not congregate and maintain “social distancing” as far as practical. Please wait in the lobby where there is ample room for flowers and/or autographs. We are still trying to determine what arrangements will be made for food due to the multiple performances on Saturday and Sunday. A breakfast spread will likely be allowed. We are also trying to get a waiver on the extensive and onerous background checks that are being required in the standard Staller Center Contracts by SUNY.

It is imperative, due to continued supply chain disruptions and modest stocking levels, that pointe shoes and other essential long lead time items be ordered early. Immediately begin purchasing items on the Nutcracker 2022 shopping list so that they are on hand. We cannot bail you out.

This year, you’ll notice that the rehearsal schedule is similar to that of 2021. We will have **A cast** performing on Saturday and Sunday afternoons **B cast** will be performing on Saturday and Sunday evenings, **C cast** performing on Monday night. Before the “**Nutcracker** weekend,” we will have a Wednesday night walk-through rehearsal for the **C cast**, a Thursday night tech rehearsal for the **B cast** and the full dress Friday night for the **A cast**. You only have to dress once during the rehearsal process except that all cast members must be in costume for the Full Dress. Remember, costumes are shared and everyone must get a chance to wear the proper costume in a rehearsal. As always, anyone not dressing for a specific role will be required to dress once during their assigned rehearsal with the following priorities: Dress Rehearsal top priority, Tech Rehearsal second tier and lastly the Walk-through. The Staller Center crew will be under stress because the University Orchestra had their performances in the band shell on the weekend preceding our performances. Set up time is under pressure. We gave up one show and moved Friday’s show to Monday night. The Thursday and Friday night rehearsals might be longer than usual.

Please try to pay attention to all directions, corrections and last minute changes. There will be a lot of them, and they will be very important to the finished product. You are all exceptional young adults with a dancer’s ability to learn quickly. Thank you for all your extra efforts and caring.

And a big Thank You to Johanna Hsu for being the point person as Costume Mistress and all the volunteer moms and dads in advance for all their help. We will be asking for **volunteers for both the in-studio dress rehearsals and the performances at the Staller Center.** There will be a sign-up sheet posted in Studio A for both events. It is very important that all pieces of the costumes are put away properly, so please take a few extra minutes to ensure that your child has returned their costumes to the correct hanger, totes, etc. Following studio dress rehearsal, the costumes will be packed up and shipped to the Staller Center for the performances.

As we continue fitting costumes in November/December, there will be small repair type sewing jobs which will require additional hands. There will be a rack in Studio A with costumes which will

need some sewing work. Each costume will have a note explaining what needs to be done (i.e. hooks/eyes on left side).

As a note of appreciation for other dancers who may be sharing your costumes...some foods, such as garlic, onions and some curries, will come out through your pores when you sweat, so please be considerate of others when choosing your food prior to dancing.

DRESS AND MAKE-UP INFO

PARTY SCENE:

Clara:

Hair: "Clara Style", top and sides pulled to top back of head with non-shiny hair clip or elastic with no metal. Set with soft waves and curls, bow secured on top of clip.
Shoes: Pointe shoes.
Tights: Ballet pink.
Make-up: Brown eye shadow, eyeliner, mascara, powder blush and lipstick.

Fritz:

Hair: (as applicable) Men's style- flat bun, high on top of head to fit under the hat, smooth sides and back with **no** flyaway wisps, shiny bobby pins or hair clips.
Shoes: Black ballet slippers, with PINK elastic.
Tights: Ballet pink.
Make-up: (Not applicable to males.) Brown eye shadow, eyeliner, mascara, powder, blush and lipstick.

Friends of Clara & Fritz

Boys:

Hair: Flat bun on top of head, smooth sides and back, with no flyaway wisps.
Shoes: Black ballet slippers, with PINK elastic.
Tights: Ballet pink.
Make-up: Brown eye shadow, eyeliner, mascara, powder, blush and lipstick.
Leotard - Black.

Young Boy Guests:

Shoes: Black ballet slippers, with PINK elastic.
Tights: Ballet pink.

Girls:

Hair: "Clara Style", top and sides pulled to top back of head with non-shiny hair clip or elastics with no metal. Set with soft waves and curls, bow secured on top of clip.
Shoes: Pink pointe shoes.
Tights: Ballet pink.
Make-up: Brown eye shadow, eyeliner, mascara, powder, blush and lipstick.

Young Girl Guests:

Same as Girls - Friends of Clara except black ballet slippers with PINK elastics.

Mothers & Fathers:

Females: Assigned garments.
Males: Black Tie tuxes as assigned.
Shoes: Black low heeled shoes for mothers, and black tie-up shoes with black socks for the fathers.
Make-up: Eyeliner, eye shadow, mascara, powder, blush, lipstick.

Drosselmeyer:

Hair: Your own dashing style.
Shoes: Black.
Socks: Black.
Make-up: Discretionary.

Maids:

Hair: Low bun.
Shoes: Black character shoes.
Tights: Black.
Make-up: Eye shadow, eyeliner, mascara, powder, blush, lipstick.

Chocolate Soldier:

Hair: High bun on top of head.
Shoes : Brown ballet slippers.
Socks: Brown to match pants.
Make-up: Brown eye shadow, eyeliner, mascara, powder, lipstick and red stick-on cheeks.

Doll:

Hair: Parted in middle, with Braid Loops over each ear. Secure Bows.
Shoes: Pointe shoes.
Tights: Ballet pink.
Make-up: Eye shadow, eyeliner, mascara, powder, blush, lipstick and red stick-on cheeks.

DREAM SEQUENCE:**Mice:**

Hair: Low pony tail clipped securely to the back of the head.
Shoes: Black ballet slippers.
Tights: Black tights or black socks over your pink tights.
Make-up: None necessary/Stocking mask is provided.

Mouse King:

Hair: (If applicable) low pony tail.
Shoes: Black ballet slippers.
Tights: Black.
Make-up: None necessary/stocking mask is provided.

Soldiers:

Hair - High bun on top of head, no flyaway wisps - **hairnet required.**

Shoes - Black ballet slippers with PINK elastic.
Tights - Ballet pink.
Leotard - Tan or white sleeveless leotard under costume.
Make-up - Brown eye shadow, eyeliner, mascara, lipstick & red stick-on cheeks.

Cavalry:

Hair: High bun on top of head, no flyaway wisps - **hairnet required.**
Shoes: Pink ballet slippers.
Tights: Ballet pink.
Make-up: Discretionary with red stick-on cheeks.

SNOW SCENE:

Snow:

Hair: Low bun. - **hairnet required**
Shoes: Pointe shoes.
Tights: Ballet pink.
Make-up: Eye shadow, eyeliner, mascara, powder, blush, lipstick and Snow Armbands & Crown. **NOTE: ARMBANDS# & CROWN# MATCH DRESS#.**

Please be advised snow crowns are very delicate. Crowns will be assigned to specific dancers. **DO NOT** push the crown down to bobby pin on your head. Please place bobby pins through the bottom of the crown and/or the mesh insert. **You will be held responsible for your respective crown. You will be charged for repairs!**

Snow Queen:

Hair: Low bun. - **hairnet required**
Shoes: Pointe shoes.
Tights: Ballet pink.
Make-up: Eye shadow, eyeliner, mascara, powder, blush, lipstick & tiara.

ACT TWO:

Sugar Plum:

Hair: Low bun. - **hairnet required**
Shoes: Pointe shoes.
Tights: Ballet pink.
Make-up: Eye shadow, eyeliner, mascara, powder, blush, lipstick & tiara.

Angels:

Hair: Low bun on back of head, tucked into head piece
Shoes: Pink ballet slippers.
Tights: Ballet pink
Leotard: Tan or white sleeveless worn under costume.
Make-up: Brown eye shadow, eyeliner, mascara, powder, blush, lipstick.
PARENTS: (Lipstick must only be applied right before going on stage to prevent staining costumes.)

Spanish:

Hair: Low bun, with curls drawn on sides of cheeks. - **hairnet required**
Shoes: Character.
Tights: Black.
Make-up: Eye shadow, eyeliner, mascara, powder, blush, lipstick.

Arabian:

Hair: Low bun, at nape of neck. - **hairnet required**
Shoes: None.
Tights: None. Tan or flesh colored lollipop pants.
Make-up: Eye shadow, eyeliner, mascara, powder, blush, lipstick and body jewels.

Trepak:

Hair: Low ponytail, clipped securely to the back of the head.
Shoes: Black ballet slippers.
Tights: Black socks or black cutoff tights.
Make-up: Brown eye shadow, eyeliner, mascara, powder, blush, lipstick.
***IMPORTANT* - Dickie is to be worn all the way UP.**

Chinese:

Hair: Low bun on the back of the head. - **hairnet required**
Shoes: Pink pointe shoes.
Tights: Ballet pink.
Make-up: Eye shadow, eyeliner, mascara, powder, blush, lipstick.

Bo Peep:

Hair: Flat bun at back of head or Clara style. Hat secured back to show face with curls attached.
Shoes: Pointe shoes.
Tights: Ballet pink.
Make-up: Eye shadow, eyeliner, mascara, powder, blush, lipstick.

Sheep:

Hair: High flat bun on the top of the head with no flyaway wisps.
Shoes: Black pointe shoes dyed black with floral spray paint or permanent black fabric marker. Use black ribbon and black elastic, **not** pink that has been dyed.
Tights: Black opaque socks.
Make-up: Eye shadow, eyeliner, mascara, powder, blush, lipstick.

Mother Ginger:

Hair: Wig
Make-up: Discretionary

Polichinelles:**Boys:**

Hair: Bun on top of head, with no flyaway wisps-**hairnet required.**
Hat secured with crisscrossed pins and elastic band.
Shoes: Black ballet slippers with pink elastic.

Tights: Ballet pink.
Make-up: Brown eye shadow, eyeliner, mascara, powder, blush, lipstick, and red stick-on cheeks.

Girls:

Hair: Two braids secured with clear elastics and pinned to the front of the head. No elastics with metal connectors and no colored elastics.
Flower wreath secured with crisscrossed pins.

Shoes: Pink ballet slippers.

Tights: Ballet pink.

Make-up: Brown eye shadow, eyeliner, mascara, powder, blush, lipstick, and red stick-on cheeks.

Clowns:

Hair: Bun on top of head.

Shoes: Black ballet slippers, with PINK elastic.

Tights: Ballet pink.

Make-up: Eye shadow, eyeliner, mascara. powder, blush, lipstick and stick-on cheeks.

Dew Drop:

Hair: Low bun.

Shoes: Pointe shoes.

Tights: Ballet pink.

Make-up: Eye shadow, eyeliner, mascara, powder, blush, lipstick & Crown.

Flowers:

Hair: Low bun, with wreath of flowers secured on top of head. - **hairnet required**

Shoes: Pink pointe shoes.

Tights: Ballet pink.

Make-up: Eye shadow, eyeliner, mascara, powder, blush, lipstick.

***Flower Soloist to wear wreath with darker pink flowers!**

PLEASE PAY SPECIAL ATTENTION:

There is a great need for extreme care in handling these expensive costumes. Avoid becoming the group that changes Seiskaya's no cleaning charge policy!

- 1) Please be aware that once you are dressed in costume, you may **not sit down in your costume, especially on the floor.**
- 2) **THERE IS NO EATING IN COSTUME! NO FOOD OR DRINK IS ALLOWED IN THE DRESSING ROOM AT ANY TIME – NO EXCEPTIONS!**
- 3) Please be calm, quiet and professional at all times. Please don't run around as you will get hurt, and we don't need any injured dancers. Also there are other events taking place at the Staller Center at the same time so please be respectful of the other performers.

4) If you are not performing, you should be in the dressing room or green room and **OUT OF COSTUME. Dancers are not allowed to sit in the audience at any time during the performance – ESPECIALLY IN COSTUME! Absolutely no Seiskaya affiliated person/child, parent/sibling or relative/friend can sit in the audience without a ticket to an assigned seat. You will be removed from the theater.**

NECESSARY ITEMS TO PACK - NUTCRACKER

Comb, brush, lots of bobby-pins, a good hair spray, hairnets, make-up that is required for your part, an extra pair of tights, curling iron if needed, lots of safety pins. Please bring several needles with pink or black thread, as appropriate, for sewing pointe shoe ribbons. Smocks for applying make-up are a great idea.

NUTCRACKER NOTES: 2022

IMPORTANT:

Please be sure to sign in at the theater when you arrive. Sign in sheets will be placed at the top of the stairs outside the stage door. This includes all of the cast, back stage dressers, and supervising parents.

IMPORTANT:

For the safety of everyone, **NO ONE** is allowed backstage unless you are scheduled to be on stage or you have been assigned to work in the back stage area during rehearsals and performances. Unfortunately this applies to both dancers and their parents! There are a lot of prop and scenery changes taking place and there is limited space. We thank you in advance for your cooperation!

IMPORTANT:

Do not share your eye make-up and eye brushes with each other. You could get a serious eye infection and spread it around to each other. Clean all your make-up tools and stay healthy. We need you!!! Also, if you are bringing a water bottle, please label it!

GENERAL RULES OF CONDUCT

(TOP ELEVEN WAYS NOT TO GET YOURSELF IN TROUBLE!!!)

- 1) **PARTICULARLY FOR YOUNGER DANCERS, NO ONE SHOULD WANDER AROUND ALONE. This is an open college campus and caution is required!**
- 2) **NO FOOD - REPEAT - NO FOOD** (especially applies to the veterans) can be brought into the Staller Center Auditorium during rehearsals or at any other time. **Violate the no food-in-the-theater building ban, and your parents pay the Staller imposed \$500.00 fine!!!**
- 3) Please make sure **all** your personal items have your name on them and that you take them home with you. **We are not responsible for items left behind!**

- 4) When not on stage, all personnel should be sitting quietly, either in the auditorium (rehearsals only) or when appropriate, in their dressing rooms. **NO ONE IS TO BE RUNNING AROUND THE STALLER CENTER** - theater, stairwells, lobby, hallways, etc.!
- 5) Please make sure that all hair elastics match your hair color and have no metal on them. **Hairnets are a must for stray ends.**
- 6) All make-up must be approved by **Johanna Hsu**. There will be **no** glitter make-up tolerated, except for Arabian. We are asking that everyone use either **Cover-Girl “Out last” or Maxfactor “Lipfinity” lipsticks**. Start with the color “Lingering Spice” in Cover Girl and go up to two shades darker or lighter to match your coloring. Please, no bright red, pink, coral, etc. You may use blush and conservative eye make-up. No jewelry is allowed on stage unless you are dancing a soloist role at the time. Jewelry must be approved by **Valia**.
- 7) **ACD III & IV may not put on their own make-up.** Only designated Moms may put it on for them. Please make sure costumes are on before applying make-up (smocks over costumes would be appreciated).
- 8) **There will be no food or drink allowed in dressing rooms except water.** This will be strictly enforced. All food will be set up on one side of the green room. **NO ONE IN COSTUME WILL BE ALLOWED IN THE GREEN ROOM.**
- 9) Again, only dancers and assigned personnel will be permitted backstage or in the dressing rooms.
- 10) Each dancer is responsible for his/her own costume and delivering ALL parts of the costume to the next person using it before the next show. **Do not leave anything on stage or in the quick change rooms.** It is the responsibility of the dancer using the costume for each show to make sure that they have ALL of it well before curtain time. If something seems to be missing, inform the adult dressing room personnel in a timely fashion.
- 11) We know it is difficult when changing quickly, but please be careful putting costumes on and taking them off. Make sure that your costume goes back on the correctly labeled hanger. All head pieces must be returned to their appropriate places and not hung on hangers!

If you notice damage on a costume, it is imperative that the damage be reported to **Yizhi Meng Muller** in order to provide personnel to fix it. Affixing blame for damage is not the issue. Discovering it and addressing the problem are paramount. That “someone else” that has to wear that costume in another performance may turn out to be you. Be mindful of this!

Last, but not least... All pointe shoes must be secured so that ribbons do not dangle or come untied. This may require a few tacking stitches. Johanna Hsu will teach any dancer or parent how to sew them. Sloppy pointe shoes may result in instantaneous dismemberment at the hands of the backstage crew. **A pointe shoe/ribbon/strings/hair stage monitor will be assigned.** Always use common sense. If its not here, then ask for guidance. The road to hell is paved with good intentions.

PARKING DIRECTLY BEHIND THE STALLER CENTER IS STRICTLY PROHIBITED, UNLESS YOU HAVE BEEN GIVEN A PERMIT TO PARK BACK THERE. PLEASE BE ADVISED YOU WILL BE TICKETED AND POSSIBLY THE AUTO BOOTED.

STALLER REHEARSALS AND SHOW TIME SCHEDULES:

The rehearsals are to insure that everyone has an opportunity to dress in costume and go on stage before the shows begin. Most dancers have several roles, and all roles to be performed have to be in costume to check for details.

Wednesday December 14th Cast C @ 7:00PM:

Attire: work clothes, unless you are not in the tech Thursday or dress rehearsal on Friday.

5:30 - All PREPRO, and any other dancers who are dancing en pointe for that performance, in the theater ready to take a **one-hour warm-up on stage**. Keep the chatter to a minimum during class and get properly warmed up. All others may arrive at 6:30PM except Angels who can come at 7:15PM. Stage call is 6:30PM.

6:30 - End of one-hour warm-up for PREPRO.

7:00 – Walk-through rehearsal begins with show run from top to bottom utilizing a boom box, no sets and work lighting. The purpose of this rehearsal is a full run through and blocking of the show. We will work on specifics as the opportunity arise. The rehearsal ends around 11:00PM. If you are not rehearsing then quietly sit in the audience not the dressing rooms. Do not go into the lobby or leave the premises at any time without an adult accompanying you. This is for your safety and our peace of mind.

IMPORTANT NOTE - THE PARKING GARAGE ATTENDANTS LEAVE (MON.-FRI.) AT ELEVEN - YOU MAY HAVE TO MOVE YOUR CAR. PARKING FEES WILL APPLY. ALWAYS OBSERVE CAMPUS PARKING RESTRICTIONS.

Thursday December 15th Cast B @ 7:00PM:

Attire: work clothes, unless you are not in the dress rehearsal on Friday, then wear your costume.

5:30 - All PREPRO, and any other dancers who are dancing en pointe for that performance, in the theater ready to take a **one-hour warm-up on stage**. Keep the chatter to a minimum during class and get properly warmed up. All others may arrive at 6:30PM except Angels who can come at 7:15PM. Stage call is 6:30PM.

6:30 - End of one-hour warm-up for PREPRO. All personnel should locate their dressing rooms, be knowledgeable about tight costume changes and the location of on/off stage quick change stations. Find out who the costume personnel are for Thursday & the corresponding show dates.

7:00 - Tech begins with show run from top to bottom. This rehearsal is for the tech crew not Seiskaya. We will work on sections as the opportunities arise. Tech rehearsal ends around 11:00PM. If you are not rehearsing then quietly sit in the

audience not the dressing rooms. Do not go into the lobby or leave the premises at any time without an adult accompanying you. This is for your safety and our peace of mind.

Friday December 16th Cast A Full Dress Rehearsal 7:30PM:

5:30 - All PREPRO, and any other dancers who are dancing en pointe for that performance, in the theater for a **one-hour warm-up class**. Keep the chatter to a minimum during class. All others report by 6:30PM except Angels who can come at 7:15PM. Please get to your dressing rooms and into costumes for a 7:30PM stage call.

6:30 - Report to dressing rooms.

7:30 - Prompt start for full dress. Tardiness will not be tolerated. If you are not ready and properly dressed, you are late. Make-up is optional, and must be applied by an authorized person. Your make-up kit has to be available for inspection. There will be photo sessions intermittently during and after the rehearsals. Estimated time of departure is 11:00PM. If you are not rehearsing then quietly sit in the audience not the dressing rooms. Do not go into the lobby or leave the premises at any time without an adult accompanying you. This is for your safety and our peace of mind.

Note: **Make sure all costumes, accessories and props are returned to their proper place. Please report any damage to costumes or props, regardless of how minor you think it is, immediately to Andrea Savino (costumes or props). This includes make-up on a costume. This will ensure that no one will go out on stage with a torn or soiled costume and all props are in their proper location and working properly.**

THERE MAY BE PARKING RESTRICTIONS ON THE GARAGE. LISTEN FOR ANY ANNOUNCEMENTS.

P E R F O R M A N C E S

Saturday, December 17th - 2:00 Matinee:

11:30 - PREPRO arrive at theater (not later than), with your hair placed for your appearance on stage. Everyone, other than Angels, should arrive at 12:30PM. Angels arrive at 1:15PM.

12:00 - There will be a **1-hour warm-up class on stage** for All PREPRO, and any other dancers who are dancing en pointe for that performance.

1:00 - Return to designated dressing rooms to apply make-up and put on costumes.

1:30 - Be completely ready for your first appearance on stage. Please remain in dressing room until directed to go backstage by your chaperone. Everyone having a Quick Change in Act I shall bring their costume and all accessories to the Quick Change Room. Act II Quick Changes should not be brought up until intermission!

2:00 - Show time!

4:00 - After the show, all principals, guest artists and featured soloists go out to lobby in costume to sign autographs. Please make sure your costumes are hung up properly on the correct hangers. Remember to deliver costumes & accessories to the next person wearing them before leaving for break!

4:30 - On break until evening show. No students are permitted to leave unless accompanied by their parents, **AND** they have received approval, (rarely given) from **Valia or Dimitri in addition to signing out and back in on re-arrival**. It is recommended that you relax and stay in the dressing room area or the Green Room where the noon meal will be offered provided new COVID-19 guidelines don't allow.

Saturday, December 17th - 7:00 Evening:

4:30 - All PREPRO, and any other dancers who are dancing en pointe for that performance, arrive at theater (no later), with your hair placed for your appearance on stage. Everyone else to arrive at 5:30. Angels arrive at 6:15PM.

6:00 - Return to designated dressing rooms to apply make-up and put on costumes.

6:30 - Be completely ready for your first appearance on stage. Please remain in dressing room until directed to go backstage by your chaperone. Everyone having a Quick Change in Act I shall bring their costume and all accessories to the Quick Change Room. Act II Quick Changes should not be brought up until intermission!

7:00 - Show time!

9:00 - Please make sure your costumes are hung up properly on the correct hangers, and deliver any costume issues to **Andrea Savino** before heading for home!

Sunday, December 18th - 1:00 Matinee:

10:30 - All PREPRO, and any other dancers who are dancing en pointe for that performance, arrive at theater (no later), with your hair placed for your appearance on stage. Everyone, other than Angels, should arrive at 11:30PM. Angels arrive at 12:15PM.

11:00 - There will be a **1-hour warm-up class on stage** for All PREPRO, and any other dancers who are dancing en pointe for that performance.

12:00 - Return to designated dressing rooms to apply make-up and put on costumes.

12:30 - Be completely ready for your first appearance on stage. Please remain in dressing room until directed to go backstage by your chaperone. Everyone having a Quick Change in Act I shall bring their costume and all accessories to the Quick Change Room. Act II Quick Changes should not be brought up until intermission!

1:00 - Show time!

3:00 - After the show, all principals, guest artists and featured soloists go out to lobby in costume to sign autographs. Please make sure your costumes are hung up properly on the correct hangers. Remember to deliver costumes & accessories to the next person wearing them before leaving for break!

3:30 - On break until evening show. No students are permitted to leave unless accompanied by their parents, AND they have received approval, (rarely given) from Valia or Dimitri in addition to signing out and back in on re-arrival. It is recommended that you relax and stay in the dressing room area or the Green Room where the noon meal will be offered provided new COVID-19 guidelines don't allow.

Sunday, December 18th - 6:00 Evening:

3:30 - All PREPRO, and any other dancers who are dancing en pointe for that performance, arrive at theater (no later), with your hair placed for your appearance on stage. Everyone, other than Angels, should arrive at 4:30PM. Angels arrive at 5:15PM.

5:00 - Return to designated dressing rooms to apply make-up and put on costumes.

5:30 - Be completely ready for your first appearance on stage. Please remain in dressing room until directed to go backstage by your chaperone.

6:00 - Show time!

8:00 - Please make sure your costumes are hung up properly on the correct hangers.

Monday, December 19th - 7:00 Evening:

4:30 - All PREPRO, and any other dancers who are dancing en pointe for that performance, arrive at theater (no later), with your hair placed for your appearance on stage. Warmup class is on stage at 5PM - 1 hr. Everyone, except Angels, all arrive at 5:30. Angels arrive at 6:15PM.

6:00 - Return to designated dressing rooms to apply make-up and put on costumes.

6:30 - Be completely ready for your first appearance on stage. Please remain in dressing room until directed to go backstage by your chaperone. Everyone having a Quick Change in Act I shall bring their costume and all accessories to the Quick Change Room. Act II Quick Changes should not be brought up until intermission!

7:00 - Show time!

9:00 - Please make sure your costumes are hung up properly on the correct hangers before heading for home and deliver any costume issues to **Yizhi Meng** before heading for home!

Clean up time.

ALL BACKSTAGE PERSONNEL, ANY CAST PARTY NOTWITHSTANDING, SHOULD MAKE SURE THAT THE SET IS PROPERLY STRUCK AND THAT ALL COSTUMES AND PROPS ARE PACKED. VOLUNTEERS ARE NECESSARY TO HELP PACK-UP THE COSTUMES AFTER THE FINAL PERFORMANCE. PLEASE DO YOUR PART IN DELIVERING COSTUMES TO THE COSTUME MISTRESS. EVERYTHING SHOULD BE READY FOR PICKUP AND RETURN TO THE SEISKAYA STUDIOS.

BACKSTAGE AT THE NUTCRACKER '22

It is upon us.....The Nutcracker. For those who are new to the Production, this is a primer of our backstage goings-on. For those returning, this is a reminder. While the “magic” is happening on stage, those members of the cast not immediately involved are asked to keep busy, **IN** their dressing rooms. Please bring activities – small crafts, games and of course books to help pass the time. Due to the stringent schedule and time parameters, it can be difficult to get out for meals. **All dancers are restricted from leaving between shows!**

For the past twenty-five+ Nutcrackers we’ve had a wonderful sharing table/snack buffet set up all day. As mentioned above, food arrangements are in TBD.

We will especially need jugs of water – the beverage of choice. Bags of Ice too! Soda and juice are prohibited (too sugary and messy if spilled).

One last very important reminder

There is to be NO eating or drinking in or near the costumes. These costumes must remain in pristine condition for the duration and stains cannot be risked. Once again – **No one, without regard to age, for ANY reason may consume any food or beverage in costume.** Also, please be careful of any costumes in the **common areas:** hallways, stairwells, bathrooms, etc. **Period.** Enough said!

Notes effective 2017 forward

New York State instituted strict policies with regard to child protection procedures. This is a contractual agreement that pertains to all rentals of SBU property. As part of an effort to control visitors and contain any issues, the University/NYS is contractually requiring and we are complying with the following:

1) All individuals who are part of the cast, crew or will be in contact with dancers in the dressing rooms will be subject to two database background

checks. (We did this last year and will again this year. Seiskaya Ballet solely maintains the records and results. We do not report results unless requested.)


2) If you see something, say something. It is incumbent on all adults to be vigilant. In the event there is an issue, it must be reported to the directors immediately. Anything deemed to be of a criminal nature must be reported to SBU's campus police.

3) Although the only personnel allowed backstage or in the dressing rooms are parents and siblings of dancers, each individual has to have an identification badge. Dancers must be firmly reminded that they are in an "open campus" and partially dressed dancers are not allowed out of their dressing rooms and unescorted dancers in public areas are an absolute no-no.

4) Common sense rules the day. An ounce of prevention is worth a pound of cure.

Always try to keep things in perspective. If you have a problem, please ask for help.

I always like to close with some food for thought and a bit of humor.




A police recruit was asked during an exam, "What would you do if you had to arrest your own mother?" The reply, " Call for backup".

Married Humor



*A man tells a Rabbi: "I have a strong desire to live forever. What can I do?"
"Get married," replies the Rabbi.
"And will I live forever?"
"No, but the desire will disappear."*

Religious humor



A man smelling of booze and cigarettes sat down on a subway next to a priest. His tie was stained, there was red lipstick on his collar and face and a half-empty bottle of gin was sticking out of his torn coat pocket. He opened his newspaper and began reading.

After a few minutes the man turned to the priest and asked, "Tell me Father, do you happen to know what causes arthritis?"

The priest replies, "My son, it's caused by loose living, consorting with cheap, wicked women, too much alcohol, contempt for your fellow man, sleeping around with prostitutes and lack of a bath."

The drunk muttered in response, "Well, I'll be damned", then returned to his paper.


The priest, thinking about what he had said, nudged the man and apologized. "I'm very sorry. I didn't mean to come on so strong. How long have you had arthritis?"

The man answered, "I don't have it, Father. I was just reading here that the Pope suffers from it."

MORAL: Make sure you understand the question before offering the answer.

Parting thoughts

**IF YOU HAVE THE POWER TO
MAKE SOMEONE HAPPY, DO IT.
THE WORLD NEEDS MORE OF THAT.**



Event: Seiskaya Ballet's production of the Nutcracker

Location: Staller Center for the Arts, Stony Brook University

Tickets are available only through the Staller Box Office or on-line.

Dates: December 17 through 19

Show Times Saturday, December 17, 2022 at 2PM & 7PM

Sunday, December 18, 2022 at 1PM & 6PM

Monday, December 19, 2021 at 7PM

Cost: Adults - \$40

Children <12 & Seniors >62 - \$34

Groups > 20 - \$30 – may be split among different performances